

JVC®

The Perfect Experience / —

Three-in-One Video Recorder
MiniDV, DVD and Hard Disk Drive

SR-DVM700

One-of-a-kind, three-in-one Deck
incorporating MiniDV, DVD and HDD;
packed with professional features.



Multiple Capabilities for Creating and Recording!

■ Various Playback/Recording Formats

The SR-DVM700 can record and playback various DV, DVD and CD discs as well as transferring them to and from the HDD. Please refer to the specifications for further details.

Compatible Video Sources DV IN: Digital hardware (NLE system with DV out, player/recorder with DV out). **Y/C or composite IN:** Analog hardware (VHS/S-VHS deck, VCR with YC or composite OUT). **MiniDV cassettes.**

■ Multi-format Capability (DVD)

The SR-DVM700 is capable of recording and playing back different DVD formats. These includes recording & playback of DVD-R, DVD-RW, and DVD-RAM as well as playback of +R or +RW.

■ Auto Error Correction System (MiniDV)

Reduces annoying block noise that may occur when playing back DV and DVCAM™ tapes.

■ DVCAM Playback (MiniDV)

The SR-DVM700's MiniDV deck is capable of playing back DVCAM tapes recorded on the small DVCAM cassette. Recordings can be dubbed to the DVD or HDD, preserving the high quality expected from digital video and professional DV sources.

■ RS-232C Interface

An RS-232C control interface equipped with a standard DB9 connector is available for the following various functions, making it useful for professional applications, including home projection installations.



- ON/OFF
- Deck Select
- Play / FF / RW
- Stop / Pause
- Record
- Menu Operation
- Finalize
- Playlist / Title Direct Select
- Playback Speed Direct Control
- etc.

■ IEEE 1394 Interface

A convenient IEEE 1394 bus interface makes for easy direct connection to NLE systems or to a PC for downloading, editing and archiving.



Functions may vary depending on the NLE software used.

■ Video Output Terminal with BNC Connector (Composite)

■ External Wired Remote Terminal

■ Auto Repeat Playback Discs can be Made

The Auto Repeat function is very convenient when constant or repeated video playback is required such as when DVD discs are used for company receptions or storefront demos.

■ Last Function Memory and Mode Lock

The SR-DVM700 is fully equipped with beneficial video editing functions that improve efficiency in the professional production environment. For example, Last Function Memory stores the last function performed in the memory and always resumes operation from that point while Mode Lock helps to protect against unintentional erasure of recordings.

■ Totally Suppressed OSD Function

JVC introduces the innovative SR-DVM700 three-in-one video recorder. It incorporates the all-digital formats of MiniDV, 250GB HDD, and DVD in a compact package with various editing methods and six types of dubbing capabilities. What's more, DV native format recording to HDD can be enjoyed for extended NLE compatibility. The model is equipped with an RS-232C interface to further enhance system applications. Thanks to these advantages, the SR-DVM700 is ideal for both home users and professionals as it makes media duplication and professional archiving of existing analog footage easier than ever.



The SR-DVM700 records three formats in both directions to enable 6-way recordings with DV/MPEG2 real-time encoding.

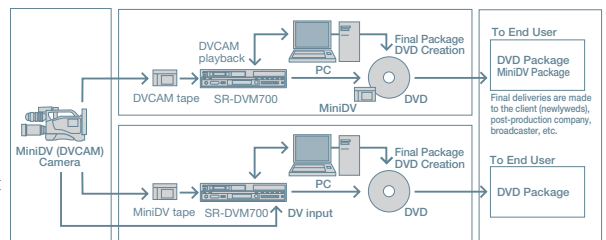


Key Applications

The SR-DVM700 will produce a professional-looking, high-quality DVD with smooth video edits, chaptering, and menu backgrounds whatever the original video source material may be. What's more, the SR-DVM700 simplifies DVD disc creation of finished video material in a highly professional manner without making it necessary for the user to have high PC or editing skills. Here are some key applications:

Professional Photographer of Events such as Weddings

- Creation of "approval copies" for local distribution and reviewing
- DVD copy of the final video program from NLE
- Rapid reproduction of multiple DVD copies at 8x speed



HDD Editing

250GB HDD

The 250GB hard disk drive offers high-storage capacity with extended recording times of up to 473 hours*.

**When recorded in FR480 mode*

Play-list Editing

Video recorded on the hard disk drive can be easily divided into different sections via the play-list editing screen. Convenient non-linear editing can also be performed by adding video clips to the play-list, inserting in and out points within desired scenes while previewing the video, and shuffling scenes by arranging the play-list in the preferred order. From the chapter setup screen, the desired chapter number can be set while previewing the thumbnails of each scene, and scene editing is possible using a play-list created from these chapter numbers.

DV Native Format Recording to HDD

Up until now, it was necessary to first convert DV recordings to an MPEG on the hard disk drive (HDD) to conduct non-linear editing and then convert them back to the DV format — a process which was time consuming and caused data degradation. However, the SR-DVM700 allows direct digital-to-digital recording and editing onto the HDD in the DV native format to reduce work time significantly and ensure zero loss in quality. For more convenient operation, the SR-DVM700 can also be used as a recorder or backup device by connecting it directly to a DV camera via the IEEE 1394 connector for continuous DV format recording of up to 18 hours on the HDD, which is equivalent to approximately four DV Large Cassette videotapes.

Easy Program Dubbing

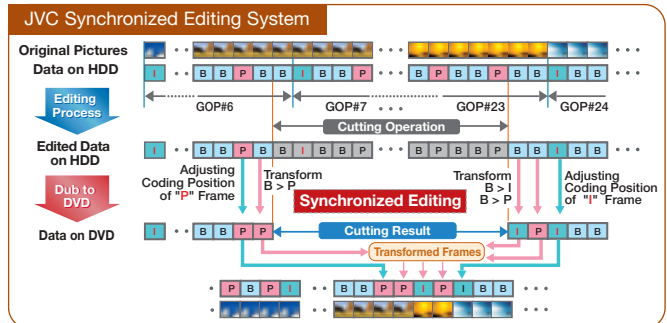
Using the index navigation screen and simply selecting programs in the desired order enables easy program-based editing & dubbing when dubbing between DVD and HDD.

Live Memory Playback Function

To increase overall efficiency and allow checking of material when recording a master video onto the hard disk drive, Live Memory Playback Function allows playback of recorded material from any desired point. This function can also be used while recording onto a DVD-RAM disc.

Synchronized Editing System for Direct Dubbing from HDD to DVD

Using the Synchronized Editing System function, video data that has been edited on the hard disk of the SR-DVM700 can be transferred digitally to a disc in the DVD recorder, helping to preserve picture quality and ensuring that DVD playback will be seamless with no visible edit points. This is made possible by effective use of the intra-coded picture (I), predictive-coded picture (P), and bi-directionally predictive-coded picture (B) frame information within each Group of Pictures (GOP) during editing operations. The I and P frames contain information that determines picture quality and by maintaining their position within the GOP, it is possible to minimize degradation when dubbing so there are no “freeze” pauses at edit points during DVD playback for a smooth and natural, high-quality DVD recording.



DVD Dubbing

Bit-rate Optimizer for HDD to DVD Recording

This system analyzes the content as it is recorded on the HDD and then assigns optimum bit rates — low for simple scenes, high for complicated scenes — to ensure optimum picture quality while calculating disc capacity.

Selectable Recording Times and Data Rates

Depending on the application, the most appropriate recording time and data rate can be selected. Copying of synchronized-edited material from HDD to DVD is normally performed at single speed (x1); however, this can be increased eight-fold*. This means that by copying the synchronized-edited recording first to the DVD-R, then back to the HDD, and finally dubbing it at normal speed, reproduction of DVD discs can be performed up to eight times quicker.

**When copied to DVD-R at the maximum recording speed: 64 times in FR480 mode.*

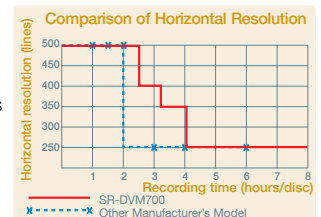
18 Pre-installed and User-customizable Background Patterns (DVD)

For extra convenience and DVD video production with added originality, the SR-DVM700 makes available 18 pre-installed background patterns. The pre-installed patterns can be modified by the user to create personal templates by inserting original photographs or graphics of their choice.



Extended Recording with High-resolution Pictures (DVD-RAM/DVD-RW/DVD-R VR mode)

Horizontal resolution in the LP (4-hour) mode of a conventional DVD recorder is approximately 250 lines (1/2D1) but the SR-DVM700 provides more than 350 lines (2/3D1). Content that is longer than 2 hours can be recorded on a disc without any decrease in picture quality.



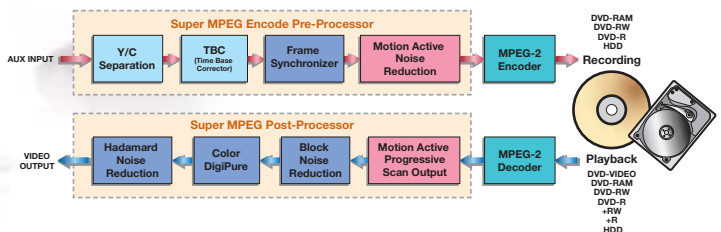
Super MPEG Processors

Pre-processor (HDD/DVD)

When recording from analog sources, effective noise reduction is applied before MPEG-2 encoding to guarantee superior quality images.

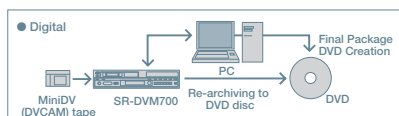
Post-processor (HDD/DVD)

Several noise reduction features work together to clean up the image. Block noise reduction cuts “block noise” caused by MPEG-2 compression, Color DigiPure reduces 3D color noise, and Hadamard noise reduction eliminates “mosquito noise” from any DVD.



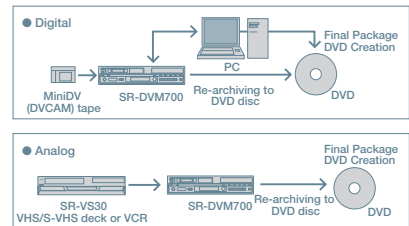
Video Production Studios or Broadcasters

- Re-archiving digital tape masters (DV/DVCAM tape)
- Linear to non-linear conversion
- DVD copy of the final video program from NLE



Academic or Corporate Program Creator

- Creation of “approval copies” for local distribution and reviewing
- Re-archiving from analog tapes





Product View

Front Panel



GY-DV5100

3-CCD 1/2-inch IT Professional DV Camcorder



Rear Panel



Specifications

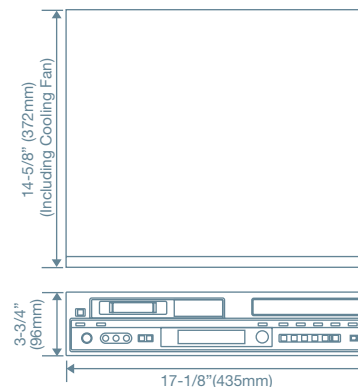
MiniDV		
Format	DV format Rec / Play, DVCAM (Playback only)	
Cassette	MiniDV cassette	
Maximum Recording Times		
SP	80 mins, with M-DV80ME cassette	
LP	120 mins, with M-DV80ME cassette	
Audio Recording System		
PCM 48kHz, 16-bit (2-ch) / 32kHz, 12-bit (4-ch)		
DVD		
Format		
DVD-R (VR mode, Video mode)	Rec / Play	
DVD-RW (VR mode, Video mode)	Rec / Play	
DVD-RAM	Rec / Play	
DVD+R	Play	
DVD+RW	Play	
CDDA	Play	
VCD	Play	
CD-R	Play: JPEG/MP3/WMA	
CD-RW	Play: JPEG/MP3/WMA	
Recording Times: (4.7 GB DVD) Max: 8 Hours		
	Nominal bit rate	Approx. duration
XP	Approx. 10 Mbps	1 hr.
SP	Approx. 5 Mbps	2 hrs.
LP	Approx. 2.5 Mbps	4 hrs.
EP	Approx. 1.6 Mbps	6 hrs.
FR60-480	Variable	1 - 8 hrs.*
Audio Recording System		
Dolby Digital 2ch, Linear PCM (XP mode only)		
Hard Disk Drive		
Capacity	250 GB	
Format	MPEG2/DV	

Recording Times: (250 GB HDD): Max 473 Hours		Nominal bit rate	Approx. duration
DV		Approx. 25 Mbps	18 hrs.
XP		Approx. 10 Mbps	53 hrs.
SP		Approx. 5 Mbps	109 hrs.
LP		Approx. 2.5 Mbps	218 hrs.
EP		Approx. 1.6 Mbps	328 hrs.
FR60-480		Variable	53 - 473 hrs.*
Audio Recording System		Dolby Digital 2ch, Linear PCM (XP mode)	
General			
Inputs/Outputs		In/Out	Location
Composite Video Output (via BNC) x 1		MiniDV, DVD, HDD	rear
DV In/Out (i.LINK) x 1 (4-pin, S400)	Input	MiniDV, DVD, HDD	front
	Output	MiniDV, HDD	front
S-Y/C Input x 2		MiniDV, DVD, HDD	front/rear
S-Y/C Output x 2		MiniDV, DVD, HDD	rear x 1
		DVD, HDD	rear x 1
Video/Audio L,R (via RCA) x 4	Input x 2	MiniDV, DVD, HDD	front/rear
	Output x 2	MiniDV, DVD, HDD	rear x 1
		DVD, HDD	rear x 1
Y-Pb-Pr Output (via RCA) x 1		DVD, HDD	rear
Optical Digital Audio Out x 1		DVD, HDD	rear
Coaxial Digital Audio Out x 1		DVD, HDD	rear
Wired RCU Terminal x 1		MiniDV, DVD, HDD	rear
RS-232C	Input/Output	MiniDV, DVD, HDD	rear
Provided Accessories		<ul style="list-style-type: none"> • Infra-red remote controller unit x 1 • A/V cable x 1 • Size AA (R6) battery x 2 	
Power Requirements		120V, 60Hz	
Power Consumption		Power on: 45W, Power off: 2.5W	
Dimensions (W x H x D)		17-1/8" x 3-3/4" x 14-5/8" (435mm x 96mm x 372mm)	
Weight		12.78lbs. (5.8 kg)	

* The amount varies depending on the selected time

Dimensions

SR-DVM700



E. & O.E. Design and specifications are subject to change without notice. DVCAM™ and i.LINK are trademarks of Sony Corporation. All brand or product names may be trademarks and/or registered trademarks of their respective owners. Any rights not expressly granted herein are reserved. Some accessories may not be available in certain areas.

Copyright © 2006 Victor Company of Japan, Limited (JVC). All Rights Reserved.



DISTRIBUTED BY

JVC PROFESSIONAL PRODUCTS COMPANY
DIVISION OF JVC AMERICAS CORP.
1700 Valley Road, Wayne, N.J. 07470
TEL: (973) 317-5000, (800) 582-5825 FAX: (973) 317-5030
Internet Web Site <http://www.jvc.com/pro>
E-mail: proinfo@jvc.com

JVC CANADA INC.
21 Finchdene Square, Scarborough, Ontario M1X 1A7
TEL: (416) 293-1311 FAX: (416) 293-8208
Internet Web Site <http://www.jvc.ca/en/pro/>

Printed in Japan

ICN-0349

"JVC" is the trademark or registered trademark of Victor Company of Japan, Limited.