

JVC®

The Perfect Experience / —

Three-in-One Video Recorder/Player
MiniDV, DVD, Hard Disk Drive

SR-DVM600

The All-in-One Multi-Media System Deck

Designed especially for professional applications with multiple media requirements, this all-in-one video recorder/player incorporates the convenience of MiniDV, DVD and a hard disk drive in a single device.



WIN + DVD + DV



JVC is proud to introduce the new SR-DVM600 — a multi-deck video recorder/player that incorporates the all-digital formats of MiniDV and DVD with the added advantage of a 40GB hard disk drive. The compact SR-DVM600 also offers a number of extremely efficient editing and dubbing functions such as six-way recording. Whether used for media duplication or archiving of both analog and digital footage, this product is the ideal choice for professional applications seeking optimum performance and value.



6-way Recording!

The SR-DVM600 record three formats in both directions to enable 6-way recording with DV/MPEG2 real-time encoding.

Multiple Features for Professional Creation Results

■ Various Recording/Playback Formats

The SR-DVM600 records and plays various DV, DVD and CD discs as well as transferring them to and from the Hard Disk Drive (Please refer to the specifications for further details).

Compatible Video Sources DV IN: Digital hardware (NLE system with DV out, player/recorder with DV out). **Y/C or Composite IN:** Analog hardware (VHS/S-VHS deck, VCR with YC or composite out). **MiniDV Cassettes.**

■ Multi-format Capability (DVD)

The SR-DVM600 is capable of recording and playing back different DVD formats. These include recording & playback of DVD-R, DVD-RW, and DVD-RAM as well as playback of +R or +RW.

■ Auto Error Correction System (MiniDV)

Reduces annoying block noise that may occur when playing back DV and DVCAM™ tapes.

■ DVCAM Playback (MiniDV)

The SR-DVM600's MiniDV deck is capable of playing back DVCAM format tapes recorded on small DVCAM cassettes. Recordings can be dubbed to either DVD or HDD, preserving the high quality of digital video and professional DV sources.

■ IEEE 1394 Interface

The standard IEEE 1394 bus interface provides direct connection to NLE systems or to a PC for downloading, editing and archiving.



NOTE: Functions may vary depending on the NLE software used.

■ Video Output Terminal with BNC Connector (Composite)

■ External Wired Remote Terminal

For extra convenience, connect up an external wire remote controlled to enable additional controls such as playlist/title direct selection for HDD or DVD, and direct playback speed selection.

■ Auto Repeat Playback Disc Authoring

The Auto Repeat disc authoring function is very convenient when constant or repeated video play back material is required such as for digital signage or storefront demos.

■ Last Function Memory and Mode Lock

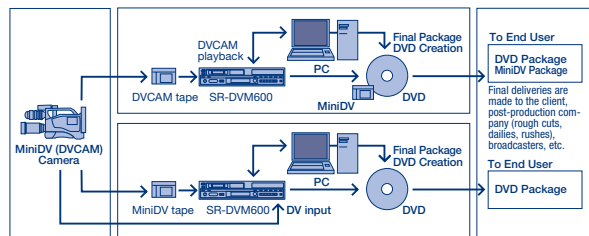
The SR-DVM600 is fully equipped with additional video editing functions designed to improve efficiency in the professional production environment. For example, Last Function Memory stores the last function performed in the memory and always resumes operation from that point while Mode Lock helps to protect against unintentional erasure of recordings.

Key Applications

The SR-DVM600 will produce a professional, high-quality DVD with smooth video edits, chaptering, and menu backgrounds regardless of the original video source material. What's more, the SR-DVM600 simplifies DVD disc creation of finished video material in a highly professional manner without the necessity of complex PC or editing skills. Here are some key applications:

Professional Photographer of Events such as Weddings

- Creation of "approval copies" for local distribution and reviewing
- DVD copy of the final video program from NLE
- Rapid reproduction of multiple DVD copies at 8x speed





DVD Recording and Dubbing

Bit-rate Optimizer for HDD to DVD Recording

This system analyzes the content as it is recorded on the HDD and then assigns optimum bit rates — low for simple scenes, high for complex scenes — to ensure optimum picture quality while calculating disc capacity.


Selectable Recording Times and Data Rates

Depending on the application, the most appropriate recording time and data rate can be selected. Copying of synchronized-edited material from HDD to DVD is normally performed in real time (1x). However, the SR-DVM600 can create copies at eight-times normal speed (8x)*. This means that by copying the synchronized-edited recording first to the DVD-R, then back to the HDD, and finally dubbing it at normal speed, reproduction of DVD discs can be performed up to eight times faster.

*When copied to DVD-R at the maximum recording speed: 64 times in FR480 mode.

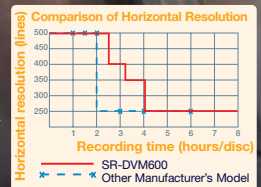
18 Pre-installed Background Patterns (DVD)

For added convenience, the SR-DVM600 provides 18 pre-installed background patterns to add originality to your DVD video production.



Extended Recording with High Resolution Pictures (DVD-RAM/ DVD-RW/DVD-R VR mode)

Horizontal resolution in the LP (4-hour) mode of a conventional DVD recorder is approximately 250 lines (1/2D1) but the SR-DVM600 provides more than 350 lines (2/3D1). Content that is longer than 2 hours can be recorded on a disc without any loss in picture quality.



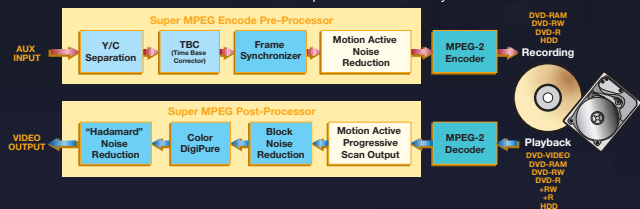
Super MPEG Processors

Pre-processor (HDD/DVD)

When recording from analog sources, a noise reduction process is applied before MPEG-2 encoding to guarantee superior quality images.

Post-processor (HDD/DVD)

Several noise reduction features work together to provide the best possible image. Block noise reduction suppresses "block noise" caused by MPEG-2 compression, Color DigiPure reduces 3D color noise, and the "Hadamard" noise reduction eliminates "mosquito noise" from any DVD.



Editing with Hard Disk Drive

Play List Editing

Video recorded on the hard disk drive can be easily divided into different sections via the play list editing screen. Convenient non-linear editing can also be performed by adding video clips to the play list, inserting in and out points within desired scenes while previewing the video, and shuffling scenes by arranging the play list in the preferred order. From the chapter setup screen, the desired chapter number can be set while previewing the thumbnails of each scene, and scene editing is possible using a play list created from these chapter numbers.

Easy Program Dubbing

Using the index navigation screen and simply selecting programs in the desired order enables easy program-based editing & dubbing when dubbing between DVD and HDD.

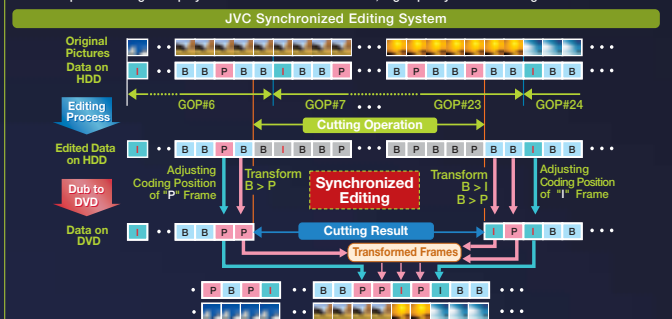
Live Memory Playback Function

To increase overall efficiency and allow checking of material when recording a master video onto the hard disk drive, Live Memory Playback Function allows playback of recorded material from any desired point. This function can also be used while recording onto a DVD-RAM disc.

Synchronized Editing System for Direct Dubbing from HDD to DVD

Using the Synchronized Editing System function, video data that has been edited on the hard disk of the SR-DVM600 can be transferred digitally to a disc in the DVD recorder, helping to preserve picture quality and ensuring that DVD playback will be seamless with no visible edit points. This is made possible by the effective use of the intra-coded picture (I), predictive-coded picture (P), and bi-directionally predictive-coded picture (B) frame information within each Group of Pictures (GOP) during editing operations. The I and P frames contain information that determines picture quality and by maintaining

their position within the GOP, it is possible to minimize degradation when dubbing so there are no "freeze" pauses at edit points during DVD playback for a smooth and natural, high-quality DVD recording.

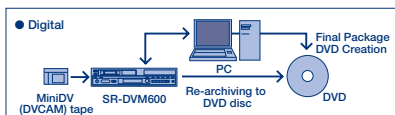


40GB Hard Disk Drive

The SR-DVM600 also features a hard disk drive with 40GB capacity to provide temporary footage storage within the deck.

Video Production Studios or Broadcasters

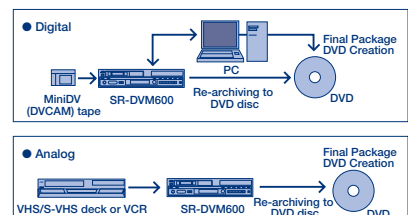
- Re-archiving digital tape masters (DV/DVCAM tape*)
- Linear to non-linear conversion
- DVD copy of the final video program from NLE without to wait for long hours required for DV to MPEG2 rendering.



*Only playback enabled for DVCAM tapes.

Academic or Corporate Video Program Creation

- Creation of "approval copies" for local distribution and reviewing
- Re-archiving from analog tapes





Product View

■ Front Panel



■ Rear Panel



GY-DV5100

3-CCD 1/2-inch IT Professional DV Camcorder



Specifications

MiniDV	
Format	DV format (SD mode)
Cassette	MiniDV cassette

Maximum Recording Times	
SP	80min. with M-DV80ME cassette
LP	120min. with M-DV80ME cassette

Audio Recording System	PCM 48kHz, 16-bit (2-ch) / 32kHz, 12-bit (4-ch)
------------------------	---

DVD	
Format	MPEG2
DVD-R (VR mode, Video mode)	Rec / Play
DVD-RW (VR mode, Video mode)	Rec / Play
DVD-RAM	Rec / Play
DVD+R	Play
DVD+RW	Play
CDDA	Play
VCD	Play
CD-R	Play: JPEG / MP3 / WMA
CD-RW	Play: JPEG / MP3 / WMA

Recording Times: (4.7GB DVD) Max. 8 hours		
	Nominal bit rate (approx.)	Approx. duration
XP	10Mbps	1 hr.
SP	5Mbps	2 hrs.
LP	2.5Mbps	4 hrs.
EP	1.6Mbps	6 hrs.
FR 60-480	Variable	1 - 8 hrs.*

Audio Recording System	Dolby Digital 2 ch, Linear PCM (XP mode only)
------------------------	---

Hard Disk Drive	
Capacity	40GB
Format	MPEG2

*The amount of hours varies depending on time selected.

Recording Times: (40GB HDD) Max. 71 Hours			
	Nominal bit rate (approx.)	Approx. duration	
XP	10Mbps	8 hrs.	
SP	5Mbps	16 hrs.	
LP	2.5Mbps	33 hrs.	
EP	1.6Mbps	49 hrs.	
FR 60-480	Variable	8-71 hrs.	

Audio Recording System	Dolby Digital 2ch, Linear PCM (XP mode only)
------------------------	--

General			
Inputs/Outputs		In/Out	Location
Composite Video Output (via BNC) x 1		MiniDV, DVD, HDD	Rear
DV In	Input	MiniDV, DVD, HDD	Front
	Output	MiniDV, HDD	Front
DV In/Out (i.LINK)	Input	MiniDV, DVD, HDD	Front
	Output	MiniDV, HDD	Front
S-Y/C Input x 2		MiniDV, DVD, HDD	Front/Rear
S-Y/C Output x 2		MiniDV, DVD, HDD	Rear
Video/Audio	Input x 2	MiniDV, DVD, HDD	Front/Rear
L, R (via RCA) x 4	Output x 2	MiniDV, DVD, HDD	Rear
Y-Pb-Pr Output (via RCA) x 1		DVD, HDD	Rear
Optical Digital Audio Out x 1		DVD, HDD	Rear
Coaxial Digital Audio Out x 1		DVD, HDD	Rear
Wired RCU Terminal x 1		MiniDV, DVD, HDD	Rear

Provided Accessories	
	<ul style="list-style-type: none"> • Infrared remote controller unit x 1 • A/V cable x 1 • 2 size AA (R6) batteries

Operating Temperature Range	41°F to 95°F (5°C to 35°C)
-----------------------------	----------------------------

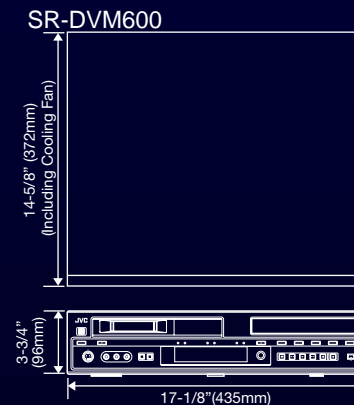
Power Requirements	120V, 60Hz
--------------------	------------

Power Consumption	Power on: 45W Power off: 2.5W
-------------------	----------------------------------

Dimensions (W x H x D)	17-1/8" x 3-3/4" x 14-5/8" (435mm x 96mm x 372mm)
------------------------	--

Weight	12.9lbs. (5.8 kg)
--------	-------------------

Dimensions



E. & O.E. Design and specifications are subject to change without notice. DVCAM™ and i.LINK are trademarks of Sony Corporation. All brand or product names may be trademarks and/or registered trademarks of their respective owners. Any rights not expressly granted herein are reserved. Some accessories may not be available in certain areas.

Copyright © 2006 Victor Company of Japan, Limited (JVC). All Rights Reserved.

JVC

DISTRIBUTED BY

JVC PROFESSIONAL PRODUCTS COMPANY

DIVISION OF JVC AMERICAS CORP.
1700 Valley Road, Wayne, N.J. 07470
TEL: (973) 317-5000, (800) 582-5825 FAX: (973) 317-5030
Internet Web Site <http://www.jvc.com/pro>
E-mail: proinfo@jvc.com

JVC CANADA INC.

21 Finchdene Square, Scarborough, Ontario M1X 1A7
TEL: (416) 293-1311 FAX: (416) 293-8208
Internet Web Site <http://www.jvc.ca/en/pro/>

Printed in Japan

ICN-0351

*JVC™ is the trademark or registered trademark of Victor Company of Japan, Limited.